

Genie® GS™ -1932

Specifications

Models	GS-1932
Working height max. - indoor ⁽¹⁾	7.64 m
Working height max. - outdoor ⁽¹⁾	6.27 m
A Platform height max. - indoor	5.64 m
A Platform height max. - outdoor	4.27 m
B Platform height - stowed	0.89 m
C Platform length - outside	1.88 m
C Platform length - outside, extended	2.79 m
Slide-out platform extension deck - length	0.91 m
D Platform width - outside	0.78 m
Guardrail height	1.10 m
Toeboard height	15 cm
E Machine Height - stowed (fixed guardrails or folding rails up)	2.00 m
Machine Height - stowed (rails lowered)	1.50 m
F Length machine - stowed (integrated ladder or w/out ladder)	1.88 m
Length machine - stowed, extended	2.79 m
G Width	0.81 m
H Wheelbase	1.55 m
I Ground clearance (center) - pothole guards retracted	10 cm
I Ground clearance - pothole guards deployed	2 cm

Productivity

Max. platform occupancy (in/out)	2/1
Lift capacity	227 kg
Lift capacity - extension deck extended	113 kg
Max. platform drive height	5.64 m
Drive speed - stowed	4.0 km/h
Drive speed - raised	0.8 km/h
Gradeability - stowed ⁽²⁾	25 %
Turning radius - inside/outside	0/1.80 m
Lifting speed - raise/lower	33/30 sec
Tilt sensor activation (front to back/side to side)	3° / 1.5°
Tires - solid non-marking	31×11 cm

Power

Power - FLA ⁽³⁾	24V DC (2×12V 150Ah)
Power - AGM	24V DC (2×12V 145Ah)
Power - Lithium-Ion	24V DC (1×24V 90Ah or 100Ah)
Hydraulic tank capacity	6.1 L

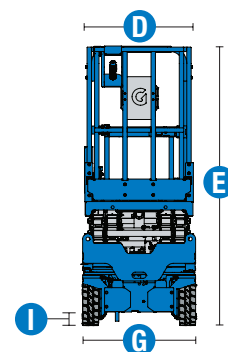
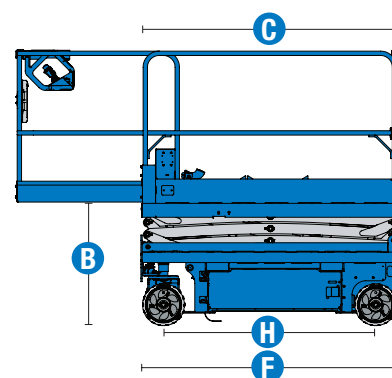
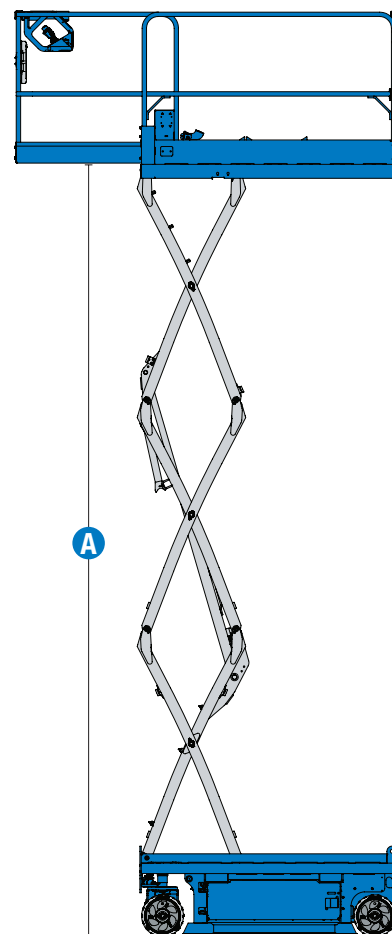
Weight(4) and Floor Loading⁽⁵⁾

Weight	1,279 kg
Weight max. (adding all possible options)	1,397 kg
Tire load max.	642 kg
Tire contact pressure	1,084 kPa
Occupied floor pressure	10.42 kPa

Sound and Vibration Levels

Sound Pressure level (ground workstation)	< 70 dBA
Sound Pressure level (platform workstation)	< 70 dBA
Vibrations	< 2.5 m/s ²

(1) The metric equivalent of working height adds 2 m to platform height. US adds 6 ft to platform height.
 (2) Gradeability applies to driving on slopes and may vary depending on options and machine configurations. See operator's manual for details regarding slope ratings.
 (3) Subject to regional availability.
 (4) Weight refers to standard configuration and may vary depending on options and/or country standards.
 (5) Floor loading information is approximate and may vary depending on options and machine configurations. It should be used only with adequate safety factors.



Genie® GS™-1932

SKU: Standard Model

- GS-1932, E-Drive, Fixed rails*
- GS-1932, E-Drive, E-Lift, Lithium-ion*

* Build to Order

Option availability		S	S+	BtO
Power	AGM Maintenance-free batteries			✓
	Lithium-Ion battery, UL certified		○	
	Power Inverter		○	
	Rear recessed charger receptacle			✓
Platform	Fixed rails, Half-height swing gate			✓
	Folding rails, Half-height swing gate		○	
	Slide out extension deck			✓
	Power to platform Pre-arrangement (PTP Ready)			✓
	Power to platform no RCBO		○	
	Power to platform with RCBO		○	
	Air line to platform		○	
	Automotive-style horn		○	
	Descent, tilt and motion alarm			✓
	Diamond plate platform deck			✓
	Dual LED flashing beacons			✓
	Electric horn			✓
	Lanyard attachment points			✓
	Platform control guard (PCON)			✓
	Platform load sense system			✓
Chassis	Proportional drive and lift			✓
	SmartLink dual zone control system			✓
	Telematics-ready		○	
	Lift Connect Telematics		○	
	Lift Connect with Access Manager upgrade		○	
	Eco32 biodegradable hydraulic oil		○	
	E-Lift, E-Steer		○	
	Battery Guard - Anti-theft		○	
	Lift Guard White Noise Alarm		○	
	Lift Tools Spill Guard		○	
	Software cut-out while charging (Drive or Drive & Lift)		○	
	Auxiliary platform lowering		○	
	Driveable at full height			✓
	Dual front wheel sealed AC electric drive motors			✓
	Electric brake release			✓
	On board diagnostic system with battery charge indicator			✓
	Pothole protection			✓
	Side and rear fork pockets			✓
	Solid non-marking tires			✓
	Tech Pro Link connector			✓
	Tie-down and lifting points			✓

Required options for Korea: Locking Keyswitch, Foot Switch + uplimit switch harness, Drive Disable, Steel Plate - GCON/PCON, AL PCON Bracket, Isolator (rubber cushions)

- S Standard
- S+ Standard +
- BtO Build to Order
- ✓ Standard Features
- Options



Durable Link Stack Design



More Platform Workspace



Standard Fixed Guard Rails



Genie Genuine Accessories⁽¹⁾

- Lift Tools Work Tray
- Lift Tools Productivity Tools
- Lift Guard Safety Tools
- Tech Pro Link Handheld Device

(1) More accessories available from Genie Genuine Parts.

Product specifications are subject to change without notice or obligation. Photographs and/or drawings herein are for illustrative purposes only. Refer to the appropriate Operator's Manual for instructions on proper equipment use. Failure to follow instructions in the Operator's Manual may result in serious injury or death. The only warranty applicable to our equipment is the standard written warranty applicable to the particular product and sale and we make no other warranty, express or implied. Products and services listed may be trademarks, service marks or trade names of Terex Corporation and/or their subsidiaries in the USA and many other countries. Terex, Genie, Quality By Design, Xtra Capacity, Lift Power, Lift Guard, Lift Tools, Lift Connect and Tech Pro Link are registered trademarks of Terex Corporation or its subsidiaries.

09/24

